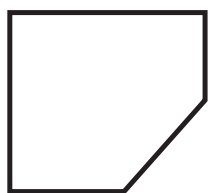



# CARTA DE COLORES



**BLANCO PIRINEO**  
REF: 1006




**VERDE CLARO**  
REF: 3001



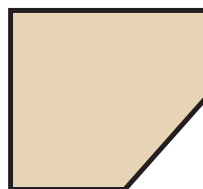
**ROJO TEJA**  
REF: 7001



**RAL 7016**



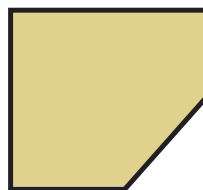
**RAL 8004**  
RUGOSO



**RAL 1015**



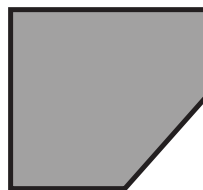
**AZUL LAGO**  
REF: 4000



**CREMA BIDASOA**  
REF: 2002



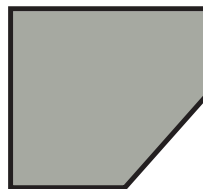
**RAL 7022 y**  
**RAL 7022 RUGOSO**



**RAL 9006**




**VERDE NAVARRA**  
REF: 3000



**GRIS PERLA**  
REF: 5001



**RAL 5008**



**ALBERO**

*V02. Los colores representados en esta carta de colores son aproximados.  
Para mayor exactitud, solicite a su delegado comercial correspondiente muestras de chapa.*